

PT 5137 WP
PT 8257 WP
PT 8337 WP

Products

Heat-Pump Tumble Dryers




Key Features

Powerplus: A performance that offers more. With very short drying times and a large drum volume for high laundry throughput.

Ecoplus: A sustainable, cost effective performance with a reduction in energy consumption by up to 60%. Particularly low rated loads.

Flexplus: A process that adapts to all situations. Flexible and independent installation as there is no need for vent ducting. With either the ProfiLine L and Profitronic M controls you can have individual options.

Careplus: A system that provides gentle laundry care with low process air temperatures. Fitted with a patented honeycomb drum and SoftLift ribs for extra care requirements.

	PT 5137 WP	PT 8257 WP	PT 8337 WP
			
Design			
Frontloader, door opening [Ø mm]	300	520	520
Suitable for stacking	x	-	-
Drying system			
Heat pump	x	x	x
Exhaust diameter [mm]	-	-	-
Capacity			
Max. load [kg]	See footnote 6.5 ¹	See footnote 10 - 13 ²	See footnote 13 - 16 ²
Patented Honeycomb drum volume [litres]	130	250	325
Controls			
PROFILINE L	x	-	-
PROFITRONIC M	-	x	x
Connection options			
Payment system	o	o	o

1 1:25 [kg] 2 1:25 - 1:20 x Standard feature o Optional feature - Feature not available

Products

Heat-Pump Tumble Dryers

	PT 5137 WP	PT 8257 WP	PT 8337 WP
Heating			
Electric (EL), Gas (G), Steam (D)	EL	EL	EL
Electrical connection (electric heating)			
1N AC 220-240 V 50 Hz with cable and plug	1.25 kW/1 x 10A	-	-
3N AC 380-415 V 50 Hz	-	5 kW/3 x 16 A	5 kW/3 x 16 A
3 AC 440 V 60 Hz	-	-	-
Electrical connection (gas heating)			
1N AC 220-240 V 50 Hz	-	-	-
3N AC 380-415 V 50 Hz	-	-	-
Dimensions, weight (electric heating)			
External dimensions H/W/D of dryer [mm]	850/595/700	1400/906/790	1400/906/973
External dimensions H/W/D of heat pump unit [mm]	1370/906/426	1370/906/426	1370/906/426
Net weight dryer/heat pump unit [kg]	77/-	148/150	164/150
External finish			
Front and sides white, fascia and lid stainless steel	x	-	-
Front, sides and lid stainless steel	-	-	-
Front, sides and lid octoblue, rear panel and heat pump unit electro-zinc plated	-	x	x
Front stainless steel, lid and sides octoblue, rear panel and heat pump unit electro-zinc plated	-	o	o
Sound levels (IEC 704-1 and 704-2-4)			
	TBA	68 dB re 1pW	65 dB re 1pW
Floor load			
Maximum floor load in operation			
Frequency	-	-	-

1 1:25 [kg] 2 1:25 - 1:20 x Standard feature o Optional feature - Feature not available

Miele Professional preserves the right to change the machines and specification at anytime, without any prior notice. All information printed is only for information and never legally binding.

